









Mandan Tomorrow Public Interest Survey: Recreational Activities

1. Please indicate your age group:		
	Response Percent	Response Count
21 and younger 	0.8%	3
22-29 	12.8%	51
30-38 	26.0%	104
39-47 	25.8%	103
48-55 	21.3%	85
56-63 	9.5%	38
64-71 	3.3%	13
72 and older 	0.8%	3
answered question		400
skipped question		0

2. Consider each item. Based on the item, think of your interest in relation to participating in it for fun, possibly competing, attending, or watching. Rate facilities according to your view of the need/opportunities for use.

	Great Interest	Moderate Interest	Little Interest	No Interest	Rating Average	Response Count
Designated sledding hill(s)	24.5% (95)	41.2% (160)	22.9% (89)	11.3% (44)	2.21	388
Winter festival - outdoor fun, snowman making, snow sculpture ice sculpting, food vendors.....etc	22.5% (88)	43.0% (168)	25.8% (101)	8.7% (34)	2.21	391
More winter opportunities similar to Huff Hills – snowboarding, skiing, competitions, etc.	19.9% (78)	35.2% (138)	31.6% (124)	13.3% (52)	2.38	392
Cross- country ski trails/competitions.	18.4% (72)	27.6% (108)	34.5% (135)	19.4% (76)	2.55	391
Snowmobile trails/races.	10.3% (40)	18.3% (71)	37.7% (146)	33.6% (130)	2.95	387
Snow-shoeing trails – possible competitions.	9.5% (36)	22.9% (87)	38.2% (145)	29.5% (112)	2.88	380
More outdoor ice rinks, general recreation - organized pond hockey competition, etc.	18.8% (73)	27.0% (105)	37.5% (146)	16.7% (65)	2.52	389
Another indoor ice arena to host more activities, curling, hockey, etc.	20.3% (79)	23.4% (91)	34.4% (134)	21.9% (85)	2.58	389
Winter games - competition of combination outdoor winter activities.	14.4% (56)	32.6% (127)	35.9% (140)	17.2% (67)	2.56	390
Motor cross trails/competitions	8.7% (34)	13.1% (51)	33.1% (129)	45.1% (176)	3.15	390
Motorcycle rides/trails	11.9% (46)	13.2% (51)	30.6% (118)	44.2% (170)	3.07	385
More bike trails – possibly endurance contests	23.5% (92)	32.4% (127)	28.3% (111)	15.8% (62)	2.36	392
Hiking trails – possibly endurance contests	26.9% (105)	38.9% (152)	23.3% (91)	11.0% (43)	2.18	391
Walking trails – possibly endurance contests	38.8% (152)	37.2% (146)	17.1% (67)	6.9% (27)	1.92	392
Triathlon opportunity	9.0% (35)	19.7% (77)	37.2% (145)	34.1% (133)	2.96	390
Marathon opportunity	11.7% (45)	20.2% (78)	33.7% (130)	34.5% (133)	2.91	386

Various horse shows and competitions.	5.7% (22)	15.9% (61)	29.2% (112)	49.1% (188)	3.22	383
Indoor arena for winter rodeo events, horse shows, agricultural shows, car shows, etc	16.0% (63)	25.2% (99)	27.2% (107)	31.6% (124)	2.74	393
Indoor paint ball facility – possible competitions	10.0% (39)	23.0% (90)	26.1% (102)	40.9% (160)	2.98	391
Designated outdoor paintball facility	11.9% (46)	26.9% (104)	23.8% (92)	37.5% (145)	2.87	387
Hot air balloon festival (Mandan Airport)	33.2% (130)	31.6% (124)	16.8% (66)	18.4% (72)	2.20	392
Skydiving (Mandan Airport)	19.5% (75)	30.4% (117)	25.2% (97)	24.9% (96)	2.56	385
Aviation displays/ air shows	23.8% (91)	34.6% (132)	25.4% (97)	16.2% (62)	2.34	382
Food festivals, cook-offs, contests	37.4% (146)	39.2% (153)	16.9% (66)	6.4% (25)	1.92	390
Canoeing and kayaking	27.5% (107)	30.1% (117)	25.7% (100)	16.7% (65)	2.32	389
Target range for bow – contests	11.2% (43)	22.1% (85)	34.3% (132)	32.5% (125)	2.88	385
Range for trap shooting, target shooting – contests	14.4% (56)	25.8% (100)	28.1% (109)	31.7% (123)	2.77	388
Indoor firing range	18.8% (72)	21.4% (82)	26.3% (101)	33.6% (129)	2.75	384
Music festivals (varying genre)	39.1% (154)	35.3% (139)	17.5% (69)	8.1% (32)	1.95	394
Outdoor concerts	47.3% (186)	38.7% (152)	10.2% (40)	3.8% (15)	1.70	393
Street dances	35.4% (139)	30.3% (119)	22.6% (89)	11.7% (46)	2.11	393
Dance festivals	24.4% (95)	28.2% (110)	27.7% (108)	19.7% (77)	2.43	390
Dome for indoor football/golf/soccer	27.4% (106)	27.1% (105)	23.3% (90)	22.2% (86)	2.40	387
Indoor glow-in-the dark, putt-putt golf facility	27.2% (104)	25.8% (99)	24.0% (92)	23.0% (88)	2.43	383
Roller skating rink	21.9% (85)	30.7% (119)	25.5% (99)	21.9% (85)	2.47	388
Indoor glow-in-the-dark miniature golf connected to a roller skating rink	28.4% (110)	28.9% (112)	20.7% (80)	22.0% (85)	2.36	387
Discount movie theater	60.3% (234)	25.3% (98)	9.5% (37)	4.9% (19)	1.59	388
Drive-in movie theater	53.2% (206)	25.1% (97)	12.1% (47)	9.6% (37)	1.78	387

Indoor Skateboard park	9.1% (35)	12.4% (48)	31.1% (120)	47.4% (183)	3.17	386
Coffee Shop/Smoothie Bar with wireless internet - open late	33.6% (130)	27.1% (105)	21.4% (83)	17.8% (69)	2.24	387
Please include additional ideas and comments. This is only an interest survey. There is a POSSIBILITY that some of these venues will be developed depending on interest and feasibility.						78
answered question						398
skipped question						2